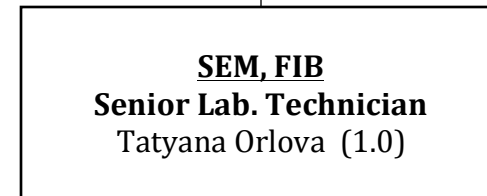
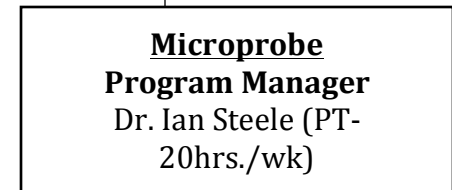
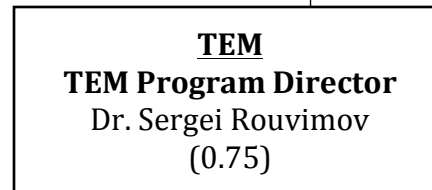
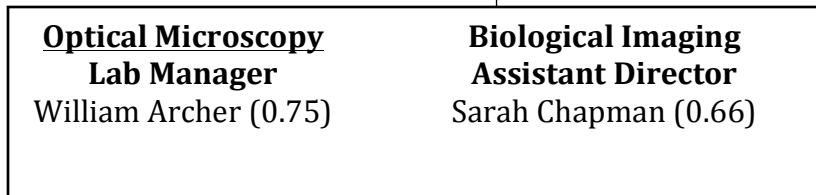
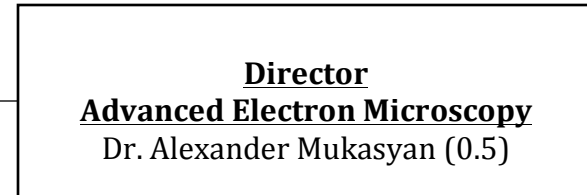



# Notre Dame Integrated Imaging Facility Organizational Plan FY16

(Fraction Full time Effort)



Nikon C2 Confocal  
Nikon A1R Confocal with MP  
Nikon Microscope & Wide field  
Delta Vision  
Spinning Disk  
Work Station

Histology  
Xenogen IVIS (2)  
Carestream FX  
Carestream Extreme  
Bioscan CT  
Albira PET/SPECT/CT

FIB, SEM, ESEM. TEM (2) ,MICROPROBE